

Service Animal and Emotional Support Animal FAQ:

What is a Service Animal?

A service animal means any dog or miniature horse that is individually trained to do work or perform tasks for the benefit of an individual with a disability, including a physical, sensory, psychiatric, intellectual, or other mental disability. Other species of animals, whether wild or domestic, trained or untrained, are not service animals. Animals, including dogs, that do not perform a task for the individual but rather serve as emotional support, assistance, comfort or companion animals, are not service animals. Student Disability Services engages in an interactive and collaborative process with students in order to determine eligibility for reasonable accommodations, including the use of a service animal.

What kind of work/tasks are service animals trained to perform?

Examples of tasks performed by a service animal may include:

- Assisting individuals who are blind or have low vision with navigation and other tasks;
- Alerting individuals who are deaf or hard of hearing to the presence of people or sounds;
- Pulling a wheelchair;
- Assisting an individual during a seizure;
- Alerting individuals to the presence of allergens;
- Assisting individuals with psychological or neurological conditions by preventing or interrupting impulsive or destructive behaviors.

What is an Emotional Support /Assistance Animal?

An Emotional Support /Assistance Animal (“ESA” or “AA”) is described as a therapy, comfort, emotional support or companion animal that alleviates at least one identified symptom or effect of an individual’s condition. The assistance performed by the animal must be directly related to the individual’s disability. Assistance animals, unlike service animals, are not limited to dogs and miniature horses.

Will I receive a notification if my room/suite/apartment mate in my residence hall has a service animal or ESA/AA?

Residential Life will make every effort to work with both the individual requesting a service animal or ESA/AA and the individual’s roommate(s). However, it is not always possible to provide advance notification regarding the presence of a service animal or ESA/AA to the roommate. If your roommate has a service animal or ESA/AA and you have allergies or a fear of animals, please contact the Department of Housing and Residential Life for information about housing transfer options.

What happens if the Service, ESA, or AA becomes disruptive in my living environment?

Please report this immediately to your Community Mentor or Residential Life Staff. Let them know where you live and what the animal is doing. You may also [Submit an Incident Report](#)

What if I am allergic to or afraid of a Service, ESA, or AA in my community?

Allergies and fear of dogs are not valid reasons for denying access or refusing service to students using service animals. When a student who is allergic to dogs and a student who uses a service animal must spend time in the same room or facility, they both should be accommodated by assigning them, to the greatest extent possible, to different locations within the room.

For Emotional Support /Assistance Animal you may report any diagnosed allergies or phobias to the Department of Housing and Residential Life. This information is taken into consideration prior to approval or room assignment.

Where are Emotional Support /Assistance Animals permitted in the residence halls?

ESA/AAs are only allowed in the resident's assigned room and common use area outside of the residence hall which the assigned room is located. When exiting the building for disposal of waste or removal from campus, the animal is permitted to pass through hallways, lounges, lobbies, and inside common areas. However, the animal must be on a leash at all times when entering, passing through, or exiting common spaces. Service animals are allowed to be anywhere where the individual with the service animal may be.

Can Emotional Support /Assistance Animal be in the common area within my residence hall?

No. ESA/AAs are not permitted in common areas to which the resident has an assigned room. Residents are not permitted to take their ESA/AA to the assigned room of another resident.

Can I allow someone else to take care of my Emotional Support /Assistance Animal while I am in class or out of town?

No. Guests must be escorted at all times (see Guest Policy). The ESA/AA is intended for the resident that has received approval and must be in the care of the owner at all times. If the resident needs to leave campus, they are to take the animal with them. If the resident is in class for an extended amount of time, they will need to rearrange their class schedule or make other arrangements for the animal.

If I see an animal in my community, how will I know if it is an approved animal?

Student records are confidential. If you have concerns about an animal in your community, report to your Community Mentor or Residential Life staff immediately.












Do owners have to pick up waste after their ESA/AA?

Yes. In accordance with university policy, all owners/handlers are expected to properly dispose of its organic waste.

Are dogs required to be on a leash at all times?

Yes. In accordance with university policy, all owners/handlers are to properly leash and control the animal at all times.

How do I know what type of animal I have/need?

		 Service Dog	 Therapy Dog	 Emotional Support Dog
	Is legally allowed to accompany the handler into stores, restaurants, libraries, etc.	✓	✗	✗
	Must be allowed to live with owner even where there is a "no pets" policy.	✓	✗	✓
	Can fly in the cabin of a plane with the handler.	✓	✗	?
	Must be able to tolerate novel environments, experiences, and interactions.	✓	✓	✗
	Is specially trained to help handler only with tasks the handler cannot perform due to a specific disability.	✓	✗	✗
	Is trained to provide comfort to many others at the handler's direction.	✗	✓	✗
	Primary function is to provide general emotional comfort to the handler only.	✗	✗	✓
	Must wear special identifying gear.	✗	✓	✗

©2017 Project Canine